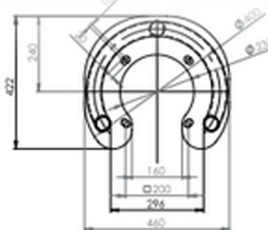


GAMME
URBAINE

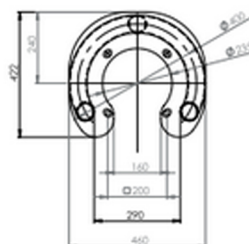
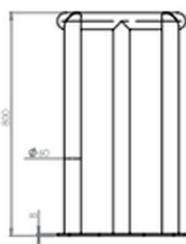
PROTECTION ANTI-BELIER

GAMME VTS MONTAGE SUR TIGES DE SCELLEMENT

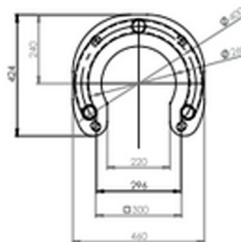
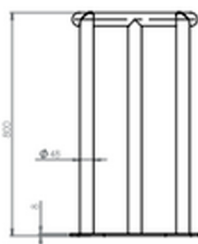
Modèle
VTS 200 48
acier S235JR Ø48mm
Entraxe tige 200x200



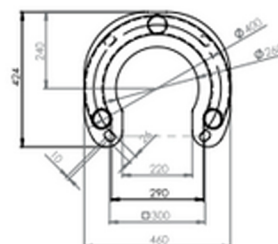
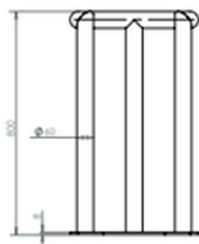
Modèle
VTS 200 60
acier S235JR Ø60mm
Entraxe tige 200x200



Modèle
VTS 300 48
acier S235JR Ø48mm
Entraxe tige 300x300



Modèle
VTS 300 60
acier S235JR Ø60mm
Entraxe tige 300x300



Couleur RAL